

# Standard Detail



**July 2010**

CITY OF MARTINEZ  
DEPARTMENT OF PUBLIC SERVICES

DESIGN CRITERIA

---

- I. GENERAL CRITERIA AND GENERAL NOTES
- II. STREET DESIGN CRITERIA
- III. STORM DRAIN DESIGN CRITERIA (ONE PAGE)
- IV. WATER SYSTEM DESIGN GUIDELINES AND SPECIFICATIONS.

DATE REVISED:

---

June, 1990

June, 1990

STANDARD DRAWINGS

---

STANDARD NO

TITLE

DATE APPROVED:

STREET

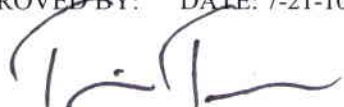
STANDARDS:

S-1	STREET SECTIONS	5-2-90
S-2	CURB DETAILS	5-2-90
S-3	SIDEWALK DETAILS	5-7-90
S-4	CONSTRUCTION JOINTS	5-7-90
S-5	CURB & GUTTER REPLACEMENT	5-2-90
S-6	RESIDENTIAL DRIVEWAY	9-24-91
S-7	COMMERCIAL DW-TYPE 1	5-2-90
S-8	COMMERCIAL DW-TYPE 2	5-2-90
S-9	CONCRETE VALLEY GUTTER	5-2-90
S-10A, B	STANDARD HANDICAP RAMP	5-2-90
S-11A, B, C, D	STANDARD TRENCH BACKFILL	9-24-91
S-12	SURVEY MONUMENT	5-2-90
S-13A, B	SIDEWALK CROSS DRAIN	5-2-90
S-14	PARKWAY OBSTRUCTION LOCATION	5-2-90
S-15	CUL-DE-SAC AND TURN-AROUND	5-2-90
CC-203	DRIVEWAY GRADE DESIGN	5-2-90

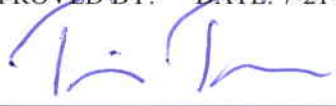
TRAFFIC

STANDARDS:


T-1	STREET SIGN INSTALLATION	5-30-90
T-2	STREET BARRICADE	5-30-90
T-3	MOTORCYCLE BARRIER	5-30-90
T-4	STREET LIGHT INSTALLATION	6-20-90
T-5	INTERSECTION SIGHT DISTANCE	5-30-90
T-6	PRIVATE PROPERTY PARKING SIGN	5-30-90
T-7	HANDICAP PARKING	5-30-90
T-8	STREET NAME SIGN	6-21-90
A20A, B,C	CALTRANS STRIPING & PAVEMENT MARKINGS	PER CALTRANS

APPROVED BY:  DATE: 7-21-10	CITY OF MARTINEZ <b>INDEX</b>	SCALE: NONE STD. DRWG. NO. SHEET 1 OF 3
CITY ENGINEER R.C.E. 56982		

	<u>STANDARD NO</u>	<u>TITLE</u>	<u>DATE APPROVED:</u>
<u>STORM DRAIN</u>			
<u>STANDARDS:</u>	CC-3013	TYPE "C" INLET	PER CO.
	CC-3016	TYPE "D" INLET	PER CO.
	CC-3017-MODIFIED	TYPE "E" INLET	PER CO.
	CC-3020	TYPE I BASE	PER CO.
	CC-3021	TYPE II BASE	PER CO.
	CC-3022	TYPE III BASE	PER CO.
	CC-3024	MANHOLE FRAME & COVER	PER CO.
	CC-3025	TYPE IV BASES	PER CO.
	B-58	CONCRETE INTERCEPTOR DITCH	PER CO.
<u>LANDSCAPING:</u>			
	L-1	TREE PLANTING DETAIL	7-21-10
	L-2	ROOT BARRIER DETAIL	7-21-10
	L-3	TYPICAL TREE GUYING FOR 24"BOX	7-21-10
	L-4	SHRUB/GROUND COVER SPACING	7-21-10
	L-5	SHRUB PLANTING DETAILS	7-21-10
	L-6	HEADERBOARD ON PLANTING AREAS	7-21-10
	L-7	ASPHALTIC CONCRETE WALK DETAIL	7-21-10
	L-8	BIKE TRAIL PAVING DETAIL	7-21-10
	L-9	CONCRETE MOWING STRIP	7-21-10
	L-10	REMOVABLE METAL BOLLARD	7-21-10
	L-11	STAINLESS STEEL DRINKING FOUNTAIN	7-21-10
	L-12	DRAIN SUMP	7-21-10
	L-13	TURF CELL	7-21-10
	L-14	PARK DISPENSER	7-21-10
	L-15a	CHAIN LINK FENCE	7-21-10
	L-15b	CHAIN LINK FENCE NOTES	7-21-10
	L-16	RAIL CONCRETE FENCE	7-21-10
	L-17	POURED IN PLACE SAFETY SURFACING	7-21-10
	L-18	LANDSCAPE BERM DETAIL	7-21-10
<u>IRRIGATION:</u>	I-1	IRRIGATION EQUIPMENT LIST	7/21/10
	I-2	QUICK COUPLING VALVE	7/21/10
	I-3	IRRIGATION VALVE BOX INSTALLATION	7/21/10
	I-4	TREE BUBBLER-PLAN VIEW	7/21/10
	I-5	TREE BUBBLER AND SPRAY POP-UP HEAD	7/21/10
	I-6	ROTARY POP-UP HEAD	7/21/10
	I-7	MEDIAN CONTROLLER ENCLOSURE	12/22/93
	I-8	REDUCED PRESSURE BACKFLOW	12/22/93
	I-9	REMOTE CONTROL VALVE	12/22/93
	I-10	GATE VALVE	12/22/93
	I-11	DRIP SYSTEM FILTER ASSEMBLY	12/22/93

APPROVED BY:  DATE: 7-21-10 CITY ENGINEER R.C.E. 56982	CITY OF MARTINEZ <b>INDEX</b>	SCALE: NONE
		STD. DRWG. NO.
		SHEET 2 OF 3

	<u>STANDARD NO</u>	<u>TITLE</u>	<u>DATE APPROVED:</u>
<u>WATER STANDARDS:</u>	W-1	STANDARD 1" & 2" SERVICE CONNECTIONS	12-22-88
	W-2	STANDARD 5/8" TO 2" METER INSTALLATIONS	12-22-88
	W-3	3" COMPOUND METER – ABOVE GROUND	12-22-88
	W-4	4" COMPOUND METER – ABOVE GROUND	12-22-88
	W-5	4" COMPOUND METER AND BACKFLOW PREVENTION DEVICE – BELOW GROUND	12-22-88
	W-6	DUAL 1-1/2" & 2" METER INSTALLATION SERVICE	12-22-88
	W-7	BLOCKING DETAILS	12-22-88
	W-8	STANDARD VALVE AND HYDRANT	12-22-88
	W-9	STANDARD VALVE BOX	12-22-88
	W-10	STANDARD BLOWOFF	12-22-88
	W-11	DOUBLECHECK VALVE- DETECTOR CHECK ASSEMBLY	12-22-88
	W-12	SINGLE CHECK VALVE – DETECTOR CHECK ASSEMBLY	9-91
	W-13	3" & LARGER BACKFLOW PREVENTION DEVICE	12-22-88
	W-14	SCHEMATIC BOSSTER PUMP INSTALLATION	12-22-88
	W-15	ZONE VALVE ASSEMBLY	12-22-88
	W-16	PROTECTIVE ENCLOSURE	12-22-88
	W-17	AIR & VACCUM RELIEF VALVE ASSEMBLY	9-91
	W-18	SWING CONNECTION TO 4" & SMALLER PIPE	12-22-88
	W-19	3/4" TO 2" BACKFLOW PREVENTION DEVICE	12-22-88

	APPROVED BY:  DATE: 7-21-10	CITY OF MARTINEZ <b>INDEX</b>	SCALE: NONE
	CITY ENGINEER R.C.E. 56982		STD. DRWG. NO.
			SHEET 3 OF 3